

Double-coated adhesive tape

# GA808


## Outline

Nitto Denko GA808 is a double-coated adhesive tape developed for bonding components of home appliances and other electronic products.

GA808 is ideal to adhere to plastic molding, insulation film, nameplates, foam, metal plating and various types of film.

The tape is optimally designed to offer both superior initial bonding strength and component bonding performance.

## Structure



## Features

Offers superior balance of initial bonding strength and component bonding performance.

Provides superior bonding performance for all type of substrates.

Offer good adhesion even at low temperature.

Provides superior durability.

Offer high processability and workability.

## Applications

Bonding of metal and plastic components

Bonding of display nameplate

Bonding of foam

## Sizes

Tape thickness (mm)	Width (mm)	Length (M)
0.14	5 ~ 1,200	50

Other sizes (width, extra-long) are available. Contact us for details

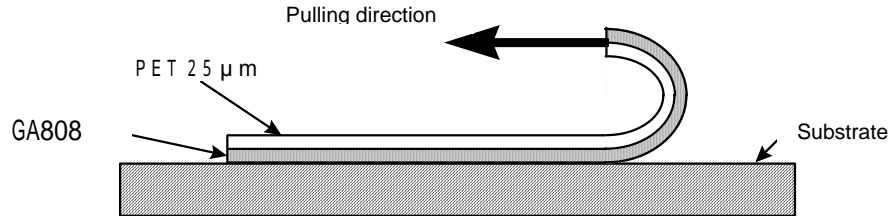
**Properties**

**180° peeling adhesive strength**

Substrate	GA808
Stainless steel plate	15.0
Aluminum plate	15.0
Polypropylene plate	14.0
ABS plate	12.5
Acrylic plate	16.5
PCABS plate	17.5
Polystyrene plate	17.0
Polycarbonate plate	15.0
PET plate	14.5
Glass plate	14.0
Urethane Foam (ester)	10.0
Urethane Foam (ether)	7.0

(Unit: N/20 mm)

Peeling method: 180 peeling method(ASTM D-1000)  
 Lining material: PET#25  
 Peeling speed: 300 mm/min  
 (measured after applying pressure for 30 min)  
 Measurement condition: 23°C, 50% RH  
 Applying method : 2 way with 2-kg roller by hand  
 Foam is applied with 90% compression.



**Resistance to Repulsion for Foam**

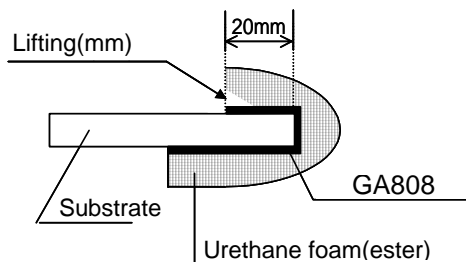
Sample	GA808
Repulsion resistance	0.0

(Unit : mm)

Sample size: Ester urethane foam backing  
 (width : 10mm, thickness : 10mm)

Substrate: ABS plate ( thickness : 10mm)

Measurement: After applying pressure to form with 20-mm fold, the sample is aged for 24 hours. Thereafter the sample is treated for 3 hours at 70°C and the distance the tape has lifted from the foam is measured.



**Holding power**

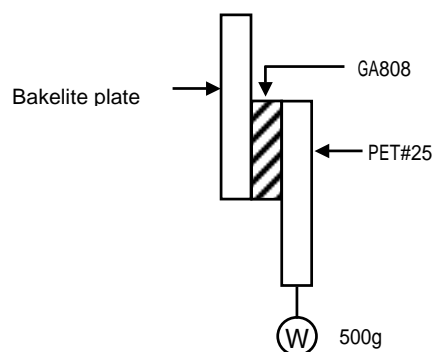
Measurement temperature	<b>40</b>	<b>80</b>
Distance of slippage	0.4	0.6

(Unit: mm/hr)

Measurement temperature 40, 80

Application area: 20mm x 10 mm

Load: 500g



**180° peeling strength at -10°C**

Substrate	GA808
Stainless steel plate	16.5
Polypropylene plate	6.5
ABS plate	12.5
Polystyrene plate	12.0

(Unit: N/20 mm)

Peeling method: 180 peeling method (ASTM D-1000)

Lining material: PET#25

Peeling speed: 300 mm/min

(measured after applying pressure for 30 min)

Applying and measurement condition : - 10

Applying method : 2 way with 2-kg roller by hand

Foam is applied with 90% compression.

**180° peeling strength after storage at high temperature and humidity**

No. of days in storage	23 /50%RH	50 /dry	50 /95%RH
0	15.0	15.0	15.0
7	15.0	15.5	15.0
14	15.5	15.5	15.5
28	15.5	15.0	15.0
42	15.5	16.0	16.0

(Unit: N/20 mm)

Peeling method: 180 peeling method (ASTM D-1000)

Storage conditions: Stored in roll

Pretreatment: Allowed to set 1 day after storage under respective conditions

Substrate: Stainless steel plate

Lining material: PET #25

Peeling speed: 300 mm/min

(measured after applying pressure for 30 min)

Applying and Measurement condition : 23°C, 50% RH

Applying method : 2 way with 2-kg roller by hand

Note : It is supposed that storing 42 days at 50°C is said to be equal to storing about 2 years at 23°C.

## **Selection of double-coated adhesive tape by function**

---

For parts recycling : No.5000NS

For thickness precision : No.531, No.532

For thinner type : No.5601, No.5603

For application for bonding Vulcanized rubber: VR Series

For application for bonding Silicone rubber: No. 5302A

For high transparency : CS-9621

For Gap filling: No. 541

Tape for other functions are available as well. Contact us for details

## **Precautions when using**

---

Remove all oil, moisture and dirt from the surface of the substrate before applying.

The tape employs pressure sensitive adhesive. Be sure to apply pressure with a roller or press when applying. Not enough to do so could affect properties or appearance.

The tape may not adhere well to significantly uneven or distorted surfaces. Level off the surface as much as possible before applying.

It takes some time before the tape exhibits its full adhesive strength. Allow the tape to set for several hours before placing in a position or using in a manner that places stress on the tape.

## **Precautions when storing**

---

Be sure to keep the tape in packaging box when not using.

Keep in a cool dark place not exposed to sunlight directly.

**Safety precautions****WARNING**

Make sure the product is suitable for the application (objective and conditions) before attempting to use.

The tape may come off depending on the substrate to or conditions under which it is applied.

Be sure to use in combination with another method of bonding when used in places to that could lead to an accident.

Published March 2004

**This document is the property of Nitto Denko Corp. Please consult with us before using this document for any purpose other than that for which it was intended. This document may not be copied or transferred without the permission of Nitto Denko Corp. If you have any questions concerning the content of this document, please contact the person in charge of publication. The data provided herein are measurement values and are not guaranteed.**

For inquiries, contact the Customer Center of Joining Materials Department at +81-532-41-8400

# NITTO DENKO CORPORATION